

Scaled data based on original data using  
LM-79-08 Approved Method: Electrical and Photometric Measurements of Solid-  
State Lighting Products

Test Report Prepared for  
Cooper Lighting Solutions  
(formerly Eaton)

Brand: STREETWORKS

Report Number: P267154

Luminaire Tested: **GAN-AF-08-LED-U-SL3-7027-600-HSS-ADJ**

Issue Date: 3/3/2020

**Test Information**

Test Method: LM-79-08  
Report Number: P267154  
TEST IS SCALED FROM IESNA LM-79-08 TEST DATA (P24289)  
Test Lab: INNOVATION CENTER P2  
Issue Date: 3/3/2020  
Manufacturer: COOPER LIGHTING SOLUTIONS (FORMERLY EATON)  
Product Line: STREETWORKS  
Catalog Number: GAN-AF-08-LED-U-SL3-7027-600-HSS-ADJ  
Description: GALLEON AREA AND ROADWAY LUMINAIRE  
(8) 70 CRI, 2700K, 615mA LIGHTSQUARES WITH 16 LEDS EACH AND TYPE III  
SPILL LIGHT ELIMINATOR OPTICS WITH HOUSE SIDE SHIELD  
Light Source: -  
Ballast/Driver: ELECTRONIC DRIVER

**Summary**

Lumens per Lamp: N/A  
Luminaire Lumens: 23328.8 lumens  
Efficiency: N/A  
Efficacy: 90.8 lumens/watt  
Luminous Opening: Rectangular (W 2' x L: 1' x H: 0')  
IES Classification: Type III - Short - Non-Cutoff  
BUG Rating: B2 - U0 - G4

Input Watts (W): 257  
Input Voltage (V): NR  
Input Current (Ain): NR  
Voltage Rise (V): NR  
Power Factor: NR  
Total Harmonic Distortion (THDi): NR  
Frequency (hertz): 60  
Stabilization Time: NR  
Operation Time: NR  
Ambient Temperature (°C): NR  
Test Distance: 28.75 FT

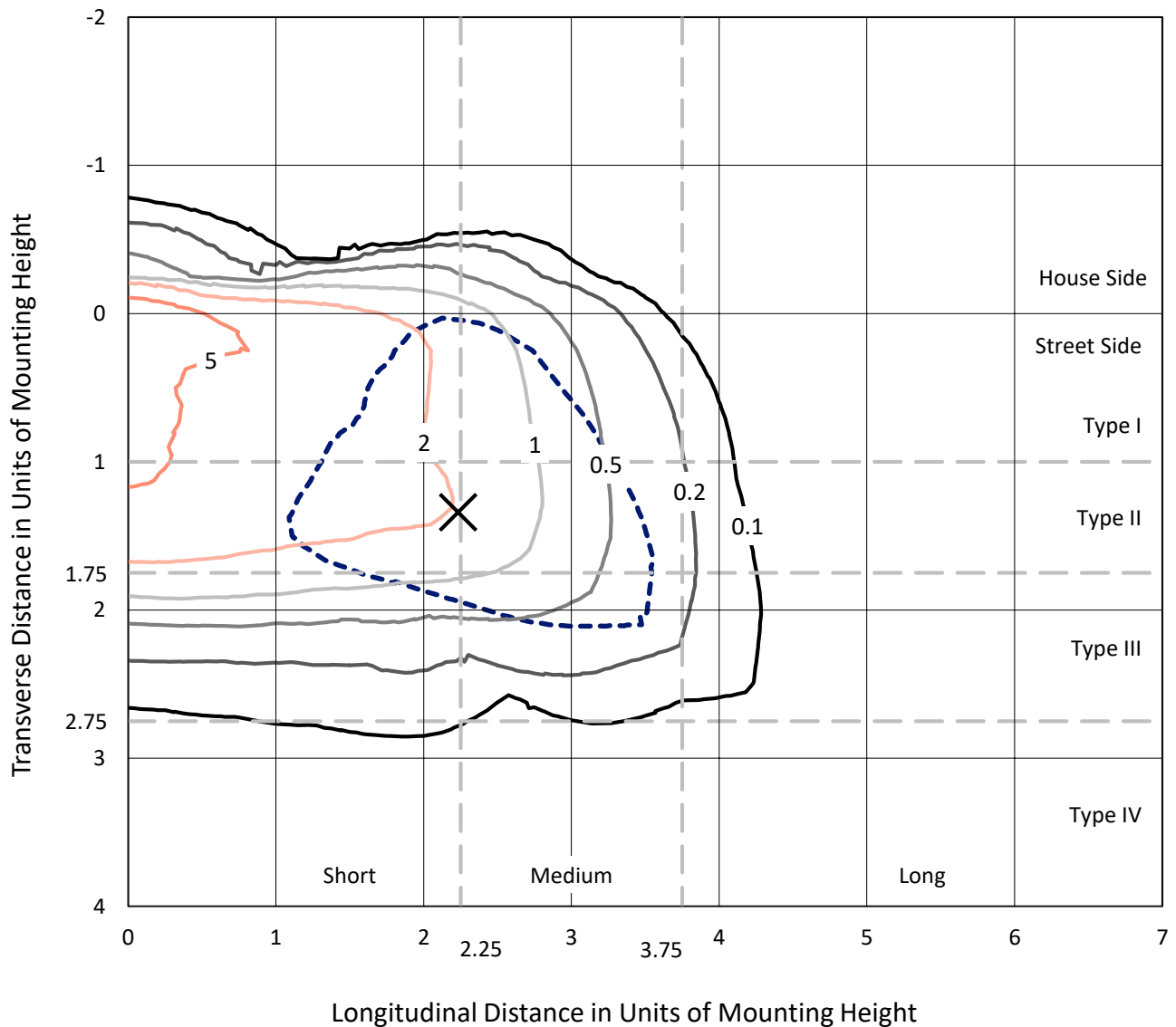


REPORT NUMBER: P267154

CATALOG NUMBER: GAN-AF-08-LED-U-SL3-7027-600-HSS-ADJ

### Iso-Footcandle Lines of Horizontal Illumination

× Max cd  
 - - - 1/2 Max cd

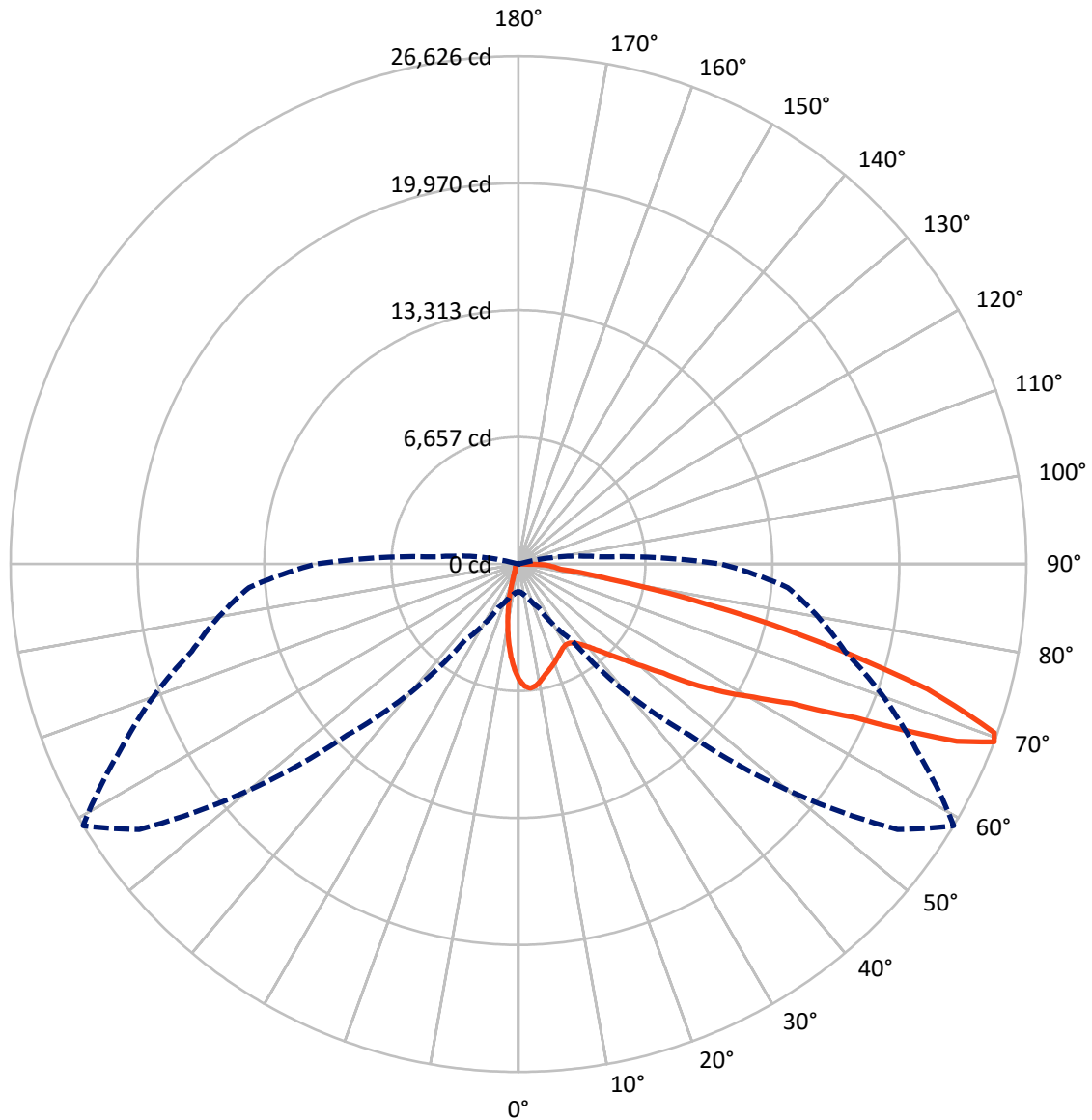


Based on 25 foot mounting height. Maximum calculated value = 9.8 fc  
 Type III - Short - Non-Cutoff

REPORT NUMBER: P267154

CATALOG NUMBER: GAN-AF-08-LED-U-SL3-7027-600-HSS-ADJ

### Luminous Intensity Polar Plot



— Vertical Plane Through 59-Deg Lateral      - - - Horizontal Cone Through 69-Deg Vertical



REPORT NUMBER: P267154

CATALOG NUMBER: GAN-AF-08-LED-U-SL3-7027-600-HSS-ADJ

**FLUX DISTRIBUTION:**

		Downward	Upward	Total
<b>House Side</b>	Lumens	1899.8	0.0	1899.8
	% Fixture	8.1	0.0	8.1
<b>Street Side</b>	Lumens	21429.0	0.0	21429.0
	% Fixture	91.9	0.0	91.9
<b>Total</b>	Lumens	23328.8	0.0	23328.8
	% Fixture	100.0	0.0	100.0

**ZONAL LUMENS:**

Zone	Lumens	% Fixture
0°-10°	492.9	2.1
10°-20°	1018.4	4.4
20°-30°	1370.4	5.9
30°-40°	1989.8	8.5
40°-50°	3313.1	14.2
50°-60°	5168.4	22.2
60°-70°	6395.5	27.4
70°-80°	3241.2	13.9
80°-90°	339.2	1.5
90°-100°	0.0	0.0
100°-110°	0.0	0.0
110°-120°	0.0	0.0
120°-130°	0.0	0.0
130°-140°	0.0	0.0
140°-150°	0.0	0.0
150°-160°	0.0	0.0
160°-170°	0.0	0.0
170°-180°	0.0	0.0
0°-90°	23328.8	100.0
0°-180°	23328.8	100.0

**Coefficient of Utilization**



REPORT NUMBER: P267154

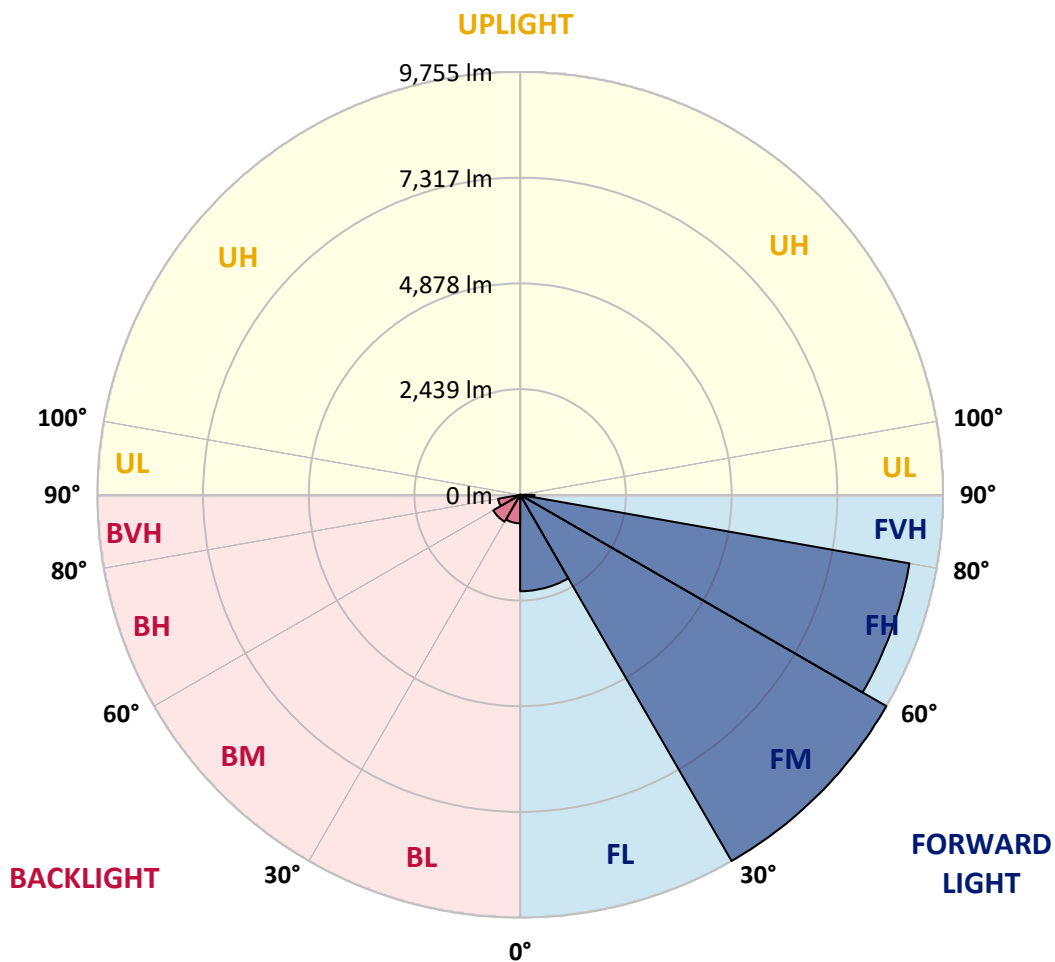
CATALOG NUMBER: GAN-AF-08-LED-U-SL3-7027-600-HSS-ADJ

**LUMINAIRE CLASSIFICATION SYSTEM LUMEN TABLE AND BUG RATING:**

Zone		Lumens	% Fixture	Zone Rating/Lumen Limit		
				B	U	G
FL	(0°-30°)	2224.1	9.5			
FM	(30°-60°)	9755.4	41.8			
FH	(60°-80°)	9120.7	39.1			G4/12000
FVH	(80°-90°)	328.7	1.4			G3/500
BL	(0°-30°)	657.6	2.8	B2/1000		
BM	(30°-60°)	715.9	3.1	B1/1000		
BH	(60°-80°)	516.0	2.2	B2/1000		G2/1000
BVH	(80°-90°)	10.4	0.0			G1/100
UL	(90°-100°)	0.0	0.0		U0/0	
UH	(100°-180°)	0.0	0.0		U0/0	

**BUG Rating: B2-U0-G4**

Type III Short





REPORT NUMBER: P267154

CATALOG NUMBER: GAN-AF-08-LED-U-SL3-7027-600-HSS-ADJ

**CANDELA DISTRIBUTION (FULL):**

	0°	5°	15°	25°	35°	45°	55°	59°	65°	75°	85°
0°	6072.2	6072.2	6072.2	6072.2	6072.2	6072.2	6072.2	6072.2	6072.2	6072.2	6072.2
2.5°	6655.3	6652.6	6623.7	6610.4	6586.6	6536.5	6458.8	6417.9	6351.8	6237.1	6082.8
5°	6594.5	6626.3	6643.3	6644.8	6661.8	6643.3	6573.4	6539.1	6448.2	6263.4	5986.5
7.5°	6182.9	6194.8	6243.7	6285.9	6367.6	6445.5	6470.6	6456.1	6402.0	6204.1	5836.1
10°	5742.3	5754.3	5812.4	5867.6	5978.5	6098.6	6225.3	6251.6	6274.0	6119.7	5690.9
12.5°	5362.4	5374.3	5433.7	5506.3	5635.5	5783.3	5979.8	6023.3	6122.3	6039.1	5574.8
15°	5035.3	5040.6	5098.6	5188.3	5342.7	5532.7	5755.6	5825.5	5977.2	5982.4	5473.3
17.5°	4757.0	4770.1	4805.8	4891.5	5060.3	5295.1	5555.1	5655.3	5833.5	5935.0	5374.3
20°	4586.7	4600.0	4598.7	4646.2	4797.8	5048.5	5354.5	5474.6	5690.9	5886.1	5285.9
22.5°	4553.8	4553.8	4519.6	4512.9	4602.6	4812.4	5146.1	5292.5	5562.9	5865.0	5224.0
25°	4671.1	4665.9	4580.2	4510.3	4514.3	4639.6	4944.4	5118.5	5454.8	5879.5	5190.9
27.5°	4919.2	4912.7	4804.4	4671.1	4564.4	4563.0	4791.3	4978.5	5369.1	5948.1	5204.2
30°	5262.2	5259.5	5142.2	4974.6	4780.7	4602.6	4738.5	4908.7	5313.7	6072.2	5234.6
32.5°	5636.9	5632.9	5544.5	5367.7	5122.3	4780.7	4793.9	4936.4	5329.5	6237.1	5308.4
35°	6033.9	6027.3	5989.1	5834.8	5564.3	5109.2	4975.9	5086.7	5429.7	6483.7	5453.5
37.5°	6463.9	6470.6	6498.2	6350.5	6067.0	5569.6	5280.6	5355.9	5631.6	6818.9	5689.7
40°	7098.4	7097.1	7106.4	6912.5	6639.5	6132.9	5706.8	5730.5	5969.2	7263.3	6048.4
42.5°	8250.2	8169.6	7925.7	7529.9	7255.5	6776.6	6243.7	6218.5	6382.2	7813.5	6551.0
45°	9797.5	9626.1	8992.8	8234.4	7883.3	7502.1	6904.6	6824.2	6928.3	8474.4	7171.1
47.5°	11128.7	10950.5	10054.8	8967.8	8549.6	8190.7	7678.9	7533.8	7568.1	9214.5	7957.2
50°	11581.0	11494.1	10711.7	9606.3	9194.6	9057.5	8577.2	8400.5	8351.7	10070.5	8868.8
52.5°	11424.0	11417.5	10896.4	10020.5	9785.6	9954.5	9707.9	9503.3	9324.0	10972.9	9796.1
55°	11172.1	11205.1	10971.5	10383.2	10375.3	10773.7	11253.8	11083.7	10564.0	11953.0	10595.6
57.5°	10476.9	10618.1	10929.4	11069.3	11393.7	11801.4	12541.3	12641.7	12027.0	12703.7	11259.1
60°	8500.8	8810.8	9829.2	11168.2	12706.3	13722.1	14095.5	14181.2	13227.5	13327.7	12154.8
62.5°	6033.9	6350.5	7642.1	9907.0	12726.1	16245.7	16410.5	16074.2	14549.2	14252.4	13699.6
65°	3202.9	3446.9	4502.3	7151.2	11033.6	16831.5	20459.1	19456.5	16881.5	16071.5	15695.5
67.5°	1638.4	1712.3	2131.8	3499.7	7585.3	14950.2	24088.2	24793.8	20901.0	17876.2	15599.2
69°	1449.8	1493.3	1771.6	2530.2	4857.2	12662.8	24264.9	26626.3	23005.1	17725.7	14175.9
70°	1403.6	1441.9	1695.1	2290.0	3796.5	10619.4	23588.2	26465.3	23543.4	17153.2	13112.6
72.5°	1191.2	1224.2	1509.2	2023.6	3085.6	5271.4	19161.0	22425.9	21126.6	14289.2	9491.5
75°	796.7	905.0	1448.4	1897.0	2870.5	2994.5	12632.4	16206.1	15054.4	9637.9	4944.4
77.5°	191.2	205.8	409.0	1509.2	2625.1	2635.6	6496.9	10074.5	8217.2	3435.2	1168.8
80°	102.9	99.0	114.8	299.4	2444.5	2473.5	2924.6	4890.3	2933.9	569.9	385.3
82.5°	72.6	68.6	73.9	125.4	769.0	2253.2	2116.0	2213.6	1216.2	218.9	172.8
85°	26.4	25.1	41.0	113.5	241.5	1295.4	2174.0	1825.7	985.4	100.3	126.7
87.5°	9.3	7.9	15.8	62.1	73.9	551.4	1341.6	1379.8	387.9	60.6	59.4
90°	0.0	0.0	0.0	0.0	0.0	0.0	0.0	0.0	0.0	0.0	0.0



REPORT NUMBER: P267154

CATALOG NUMBER: GAN-AF-08-LED-U-SL3-7027-600-HSS-ADJ

**CANDELA DISTRIBUTION (continued):**

	90°	95°	105°	115°	125°	135°	145°	155°	165°	175°	180°
0°	6072.2	6072.2	6072.2	6072.2	6072.2	6072.2	6072.2	6072.2	6072.2	6072.2	6072.2
2.5°	6018.0	5936.3	5786.0	5631.6	5489.2	5317.5	5231.9	5147.5	5111.9	5098.6	5036.5
5°	5844.0	5705.4	5386.1	5065.6	4770.1	4456.2	4249.1	4082.8	3985.2	3937.7	3862.5
7.5°	5621.1	5394.1	4910.0	4415.3	3954.9	3501.1	3164.6	2906.1	2728.1	2642.4	2564.5
10°	5404.7	5102.6	4413.9	3739.9	3114.6	2513.0	2048.7	1712.3	1497.2	1398.3	1335.1
12.5°	5210.8	4819.0	3935.1	3081.5	2296.6	1592.2	1119.9	852.2	719.0	672.8	650.4
15°	5038.0	4557.8	3482.5	2456.3	1555.3	910.3	612.0	521.0	499.9	499.9	497.3
17.5°	4874.4	4301.9	3046.1	1869.3	976.2	556.7	465.7	453.9	453.9	459.0	459.0
20°	4717.4	4057.9	2623.8	1341.6	614.7	442.0	420.9	418.3	420.9	427.5	427.5
22.5°	4582.9	3836.1	2229.5	920.9	456.3	398.4	387.9	383.8	385.3	389.1	391.8
25°	4482.5	3648.8	1857.3	624.0	393.1	362.7	350.9	344.3	339.0	339.0	341.6
27.5°	4419.2	3490.5	1497.2	453.9	353.6	329.8	311.4	300.8	289.0	282.2	284.9
30°	4373.0	3340.2	1159.5	370.7	316.7	292.8	269.1	252.0	234.7	226.9	229.5
32.5°	4355.9	3218.7	866.8	327.2	283.7	257.3	228.2	205.8	187.3	180.6	182.0
35°	4402.1	3122.5	634.6	295.5	257.3	224.2	191.2	166.2	151.8	147.7	149.1
37.5°	4523.4	3071.0	474.9	269.1	233.5	196.5	159.5	135.9	126.7	126.7	128.0
40°	4753.0	3069.7	381.2	250.6	212.4	170.1	132.0	114.8	109.6	112.1	113.5
42.5°	5088.1	3139.7	332.5	233.5	193.9	145.0	109.6	97.6	96.3	99.0	100.3
45°	5545.9	3267.7	306.1	218.9	174.1	121.5	92.3	84.4	84.4	88.5	89.7
47.5°	6106.5	3454.9	283.7	204.5	154.4	101.6	79.1	73.9	75.2	79.1	80.5
50°	6781.9	3691.0	261.1	188.6	139.9	84.4	68.6	64.7	65.9	71.2	72.6
52.5°	7551.0	4009.0	242.7	174.1	121.5	69.9	58.0	55.4	58.0	63.3	64.7
55°	8210.6	4293.9	220.4	162.2	97.6	58.0	47.5	47.5	50.1	56.8	58.0
57.5°	8845.2	4592.0	200.5	139.9	76.5	46.2	39.5	41.0	44.8	51.5	52.8
60°	9776.4	5097.3	176.7	117.4	58.0	36.9	33.0	34.2	39.5	46.2	47.5
62.5°	11358.1	5866.4	153.0	97.6	44.8	29.0	26.4	29.0	35.7	43.6	44.8
65°	12785.4	6179.0	125.4	81.7	34.2	22.4	22.4	26.4	34.2	42.2	43.6
67.5°	11989.9	5201.5	97.6	64.7	26.4	17.2	18.4	25.1	33.0	42.2	43.6
69°	10603.6	4253.0	83.2	51.5	22.4	15.8	17.2	25.1	33.0	41.0	42.2
70°	9523.1	3590.9	73.9	43.6	19.9	15.8	17.2	23.7	33.0	41.0	42.2
72.5°	6378.2	1939.3	59.4	31.7	18.4	14.6	14.6	23.7	31.7	39.5	41.0
75°	2741.3	535.6	47.5	22.4	15.8	13.1	13.1	22.4	30.4	38.3	41.0
77.5°	501.3	135.9	38.3	19.9	15.8	13.1	11.9	21.1	29.0	36.9	38.3
80°	199.2	67.3	30.4	17.2	14.6	11.9	10.6	19.9	27.7	35.7	36.9
82.5°	120.1	38.3	25.1	15.8	14.6	10.6	9.3	17.2	26.4	34.2	35.7
85°	97.6	26.4	19.9	15.8	13.1	10.6	7.9	15.8	23.7	33.0	34.2
87.5°	47.5	18.4	18.4	14.6	13.1	10.6	7.9	14.6	22.4	31.7	33.0
90°	0.0	0.0	0.0	0.0	0.0	0.0	0.0	0.0	0.0	0.0	0.0

(END OF REPORT)